

Udai Pratap Autonomous College, Varanasi



1.4 Feedback Analysis Report

Session: 2020-21

Feedback Analysis Report 2020-21

Index

S/N	Name of Event	Page No.
1.	Students' Feedback Analysis Report	3
2.	Teachers' Feedback Analysis Report	9
3.	Parents' Feedback Analysis Report – 2018-19	15

Udai Pratap College, Varanasi -221002

Students' Feedback Analysis Report (Academic Session 2020-21)

Executive Summary:

The Internal Quality Assurance Cell (IQAC) conducted a comprehensive survey to collect feedback from students. A total of 408 responses were received. The data was collected through a survey where students were asked to rate various aspects of the college on a scale of 1 (Poor) to 5 (Excellent). The aspects include teaching quality, facilities, infrastructure, and the overall learning experience. The data collected from students' responses, categorized into 15 criteria/statements, has been analyzed, and this report summarizes the findings, identifies strengths, and highlights areas for improvement.

S. No.	Criteria/ Statements	Responses					
		Excellent	Good	Satisfactory	Average	Poor	Total
1	Infrastructural Facilities	64	158	85	93	8	408
2	Cultural and Co-curricular activities	75	152	79	79	23	408
3	Relevance of Courses	96	144	81	76	11	408
4	Quality of Teaching	142	157	63	41	5	408
5	E-Learning and Online Teaching	68	127	76	86	51	408
6	Library Facilities	98	146	79	66	19	408
7	Course Curriculum	76	157	89	73	13	408
8	Enhancement of Knowledge and Skills	101	164	83	50	10	408
9	Overall Personality Development	117	132	70	66	23	408
10	Syllabus Coverage	105	144	85	57	17	408
11	Regularity and Punctuality of Teachers	147	156	65	33	7	408
12	Opportunities for Learning and Growth	107	156	73	54	18	408
13	Evaluation System	123	151	79	46	9	408
14	Examination System	150	155	61	31	11	408
15	Comparative Rating	169	146	54	31	8	408

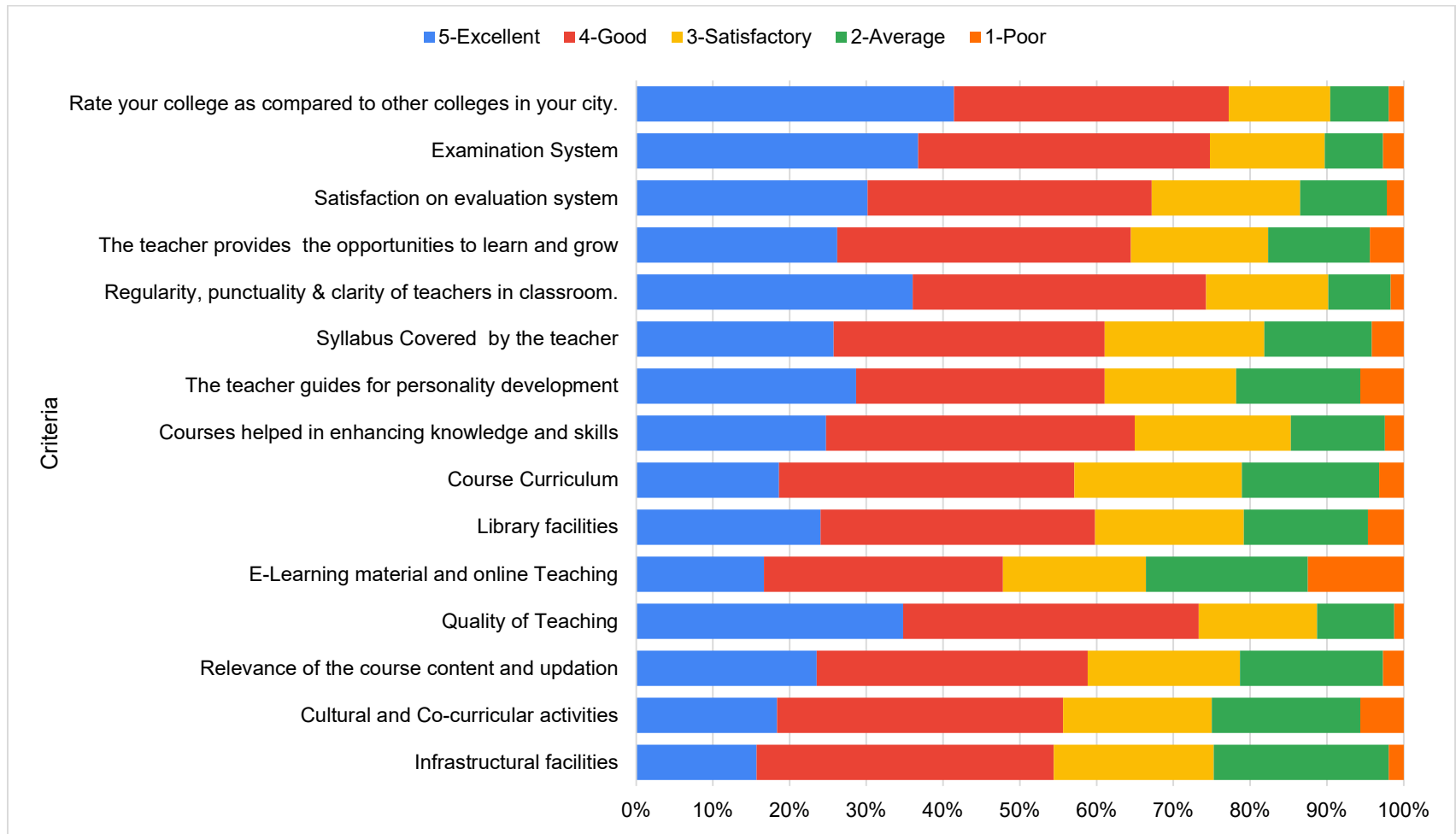


Fig 1: Criteria wise response of students

The criteria-wise analysis of student feedback is presented here. This analysis is crucial for understanding the strengths and areas that need improvement.

1) Infrastructural Facilities:

Excellent and Good Ratings: $64 + 158 = 222$

Satisfactory Ratings: 85

Average and Poor Ratings: $93 + 8 = 101$

Analysis: While a significant number of students appreciate the infrastructural facilities, there's a notable concern raised by 101 students. Addressing maintenance and expanding facilities could enhance the overall experience.

2) Cultural and Co-curricular Activities:

Excellent and Good Ratings: $75 + 152 = 227$

Satisfactory Ratings: 79

Average and Poor Ratings: $79 + 23 = 102$

Analysis: The college has a strong foundation in cultural and co-curricular activities, but improvements can be made to engage those who provided lower ratings. Expanding and diversifying activities may be beneficial.

3) Relevance of Courses:

Excellent and Good Ratings: $96 + 144 = 240$

Satisfactory Ratings: 81

Average and Poor Ratings: $76 + 11 = 87$

Analysis: The majority find the courses relevant, but there is room for improvement. Regularly updating courses based on industry trends and engaging students in curriculum development discussions can enhance relevance.

4) Quality of Teaching:

Excellent and Good Ratings: $142 + 157 = 299$

Satisfactory Ratings: 63

Average and Poor Ratings: $41 + 5 = 46$

Analysis: The quality of teaching is generally high, but addressing concerns raised by 46 students and providing continuous professional development opportunities could further elevate the teaching standards.

5) E-Learning and Online Teaching:

Excellent and Good Ratings: $68 + 127 = 195$

Satisfactory Ratings: 76

Average and Poor Ratings: $86 + 51 = 137$

Analysis: There's a significant concern regarding E-Learning and Online Teaching. Improving the quality and accessibility of online resources is essential for a more effective online education system.

6) Library Facilities:

Excellent and Good Ratings: $98 + 146 = 244$

Satisfactory Ratings: 79

Average and Poor Ratings: $66 + 19 = 85$

Analysis: The library facilities are appreciated, but addressing concerns about accessibility and maintenance can enhance the overall experience.

7) Course Curriculum:

Excellent and Good Ratings: $76 + 157 = 233$

Satisfactory Ratings: 89

Average and Poor Ratings: $73 + 13 = 86$

Analysis: The course curriculum is generally well received, but there's room for improvement. Regular reviews and updates, along with student involvement, can make it more engaging.

8) Enhancement of Knowledge and Skills:

Excellent and Good Ratings: $101 + 164 = 265$

Satisfactory Ratings: 83

Average and Poor Ratings: $50 + 10 = 60$

Analysis: A majority appreciates the enhancement of knowledge and skills but addressing concerns of 60 students can lead to more inclusive skill development opportunities.

9) Overall Personality Development:

Excellent and Good Ratings: $117 + 132 = 249$

Satisfactory Ratings: 70

Average and Poor Ratings: $66 + 23 = 89$

Analysis: While the efforts toward personality development are acknowledged, addressing concerns can make these programs more effective for all students.

10) Syllabus Coverage:

Excellent and Good Ratings: $105 + 144 = 249$

Satisfactory Ratings: 85

Average and Poor Ratings: $57 + 17 = 74$

Analysis: The syllabus coverage is generally appreciated, but maintaining a balance and ensuring coverage of relevant topics is essential.

11) Regularity and Punctuality of Teachers:

Excellent and Good Ratings: $147 + 156 = 303$

Satisfactory Ratings: 65

Average and Poor Ratings: $33 + 7 = 40$

Analysis: The regularity and punctuality of teachers are strong points, and efforts can be made to maintain and encourage these positive practices.

12) Opportunities for Learning and Growth:

Excellent and Good Ratings: $107 + 156 = 263$

Satisfactory Ratings: 73

Average and Poor Ratings: $54 + 18 = 72$

Analysis: The college provides ample opportunities for learning and growth, but addressing concerns raised by 72 students can make these opportunities more accessible.

13) Evaluation System:

Excellent and Good Ratings: $123 + 151 = 274$

Satisfactory Ratings: 79

Average and Poor Ratings: $46 + 9 = 55$

Analysis: While the evaluation system is generally well-received, continuous efforts to ensure transparency and fairness are essential.

14) Examination System:

Excellent and Good Ratings: $150 + 155 = 305$

Satisfactory Ratings: 61

Average and Poor Ratings: $31 + 11 = 42$

Analysis: The examination system is strong, and continuous improvement based on student feedback is essential.

15) Comparative Rating:

Excellent and Good Ratings: $169 + 146 = 315$

Satisfactory Ratings: 54

Average and Poor Ratings: $31 + 8 = 39$

Analysis: The college is highly rated in comparison to others, reflecting a positive image. Continuous improvement will ensure this reputation is maintained.

Conclusion:

The student feedback provides valuable insights into areas of strength and areas in need of improvement. The college should consider these suggestions to enhance the overall educational experience, ensuring it remains relevant, engaging, and student-centric. Continuous feedback mechanisms are essential to monitor progress and adapt to changing student needs and expectations.

Date: 9-10-21


IQAC Co-coordinator
Internal Quality Assurance Cell
Udai Pratap Autonomous College
Varanasi-221002

Udai Pratap College, Varanasi -221002

Teachers' Feedback Analysis Report (Academic Session 2020-21)

Executive Summary:

The Internal Quality Assurance Cell (IQAC) conducted a comprehensive survey to collect feedback from faculty members. A total of 83 responses were received. The faculty members were asked to rate various aspects of the college on a scale of 1 (Poor) to 5 (Excellent). The aspects include balance between theory and application in courses/syllabi, objectives of the syllabi, relevance of prescribed materials, freedom for diverse teaching approaches, freedom for testing and assessment, teaching-research environment, administration, support for faculty development and ICT facilities in the college. The data collected has been analyzed, and this report summarizes the findings, identifies strengths, and highlights areas for improvement.

S. No	Criteria	Excellent	Good	Satisfactory	Poor	Very Poor	Total
1	The courses / syllabi taught by me have a good balance between theory and application.	58	20	5	0	0	83
2	The objectives of the syllabi are well defined	64	18	1	0	0	83
3	The books/journals etc. prescribed are relevant, updated and cover the entire syllabi	57	20	6	0	0	83
4	The course / syllabi of the subjects taught by me increased my interest, knowledge, and perspective in the subject area	63	19	1	0	0	83
5	The college has given me full freedom of teaching such as group discussions, student seminar presentations and learners' participation	57	20	6	0	0	83
6	I have the freedom to adopt new techniques / strategies of testing and assessment of students	54	24	5	0	0	83
7	Tests and examinations are conducted well in time with proper coverage of all units in the syllabus	57	20	4	2	0	83
8	The prescribed books are available in the library	49	29	3	2	0	83
9	The environment in the College is conducive to teaching and research	41	32	8	2	0	83
10	The administration is teacher friendly	57	21	4	1	0	83
11	The college provides adequate opportunities and support (Orientation, Refresher and FDP) to faculty members for upgrading their skills and qualifications	58	21	3	1	0	83
12	ICT facilities in the college are adequate and satisfactory	35	32	11	4	1	83
13	The classrooms are clean and well maintained	52	21	7	3	0	83

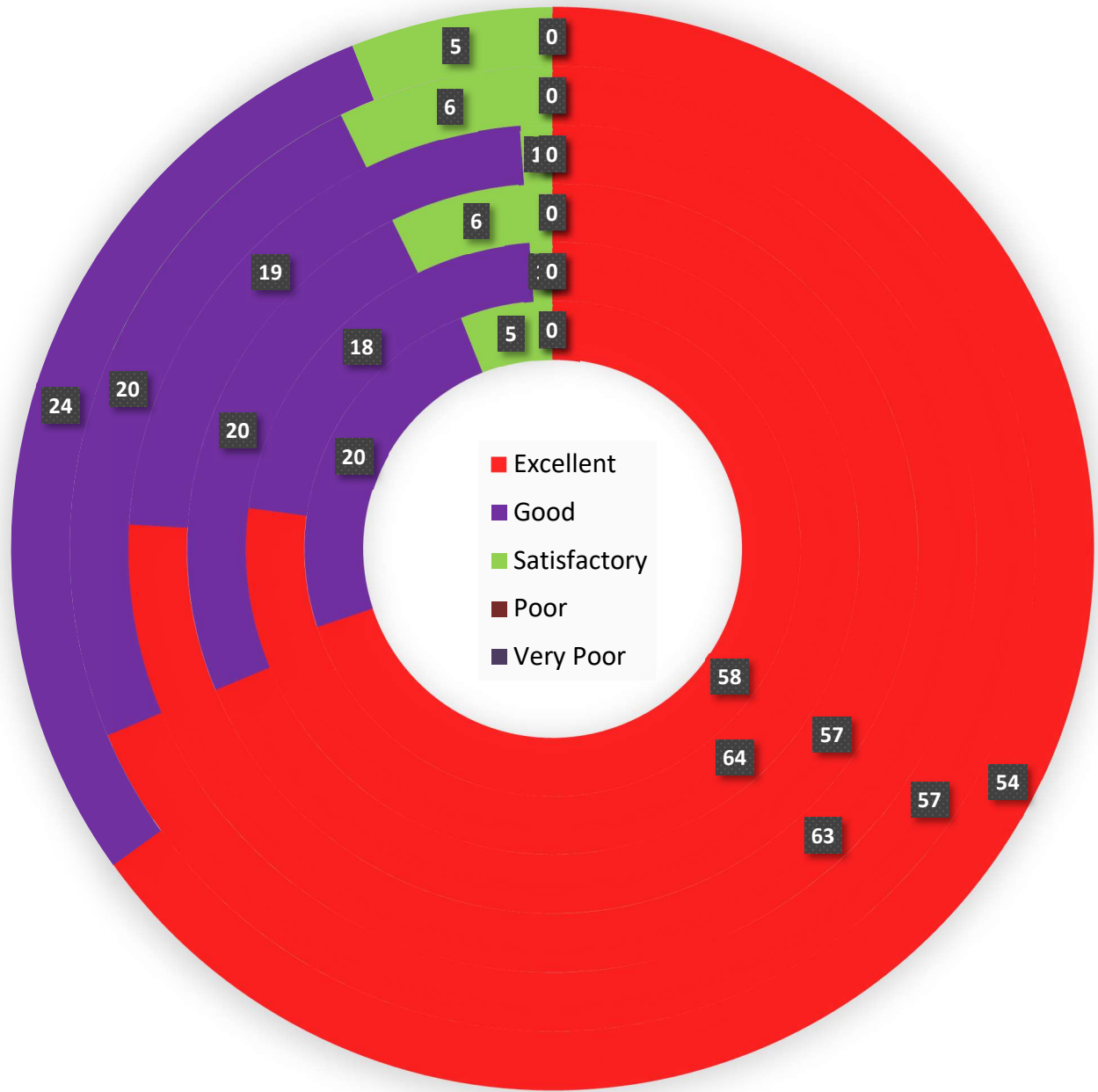


Fig 1: Percentage response to criteria 1-6 (inner to outer circle)

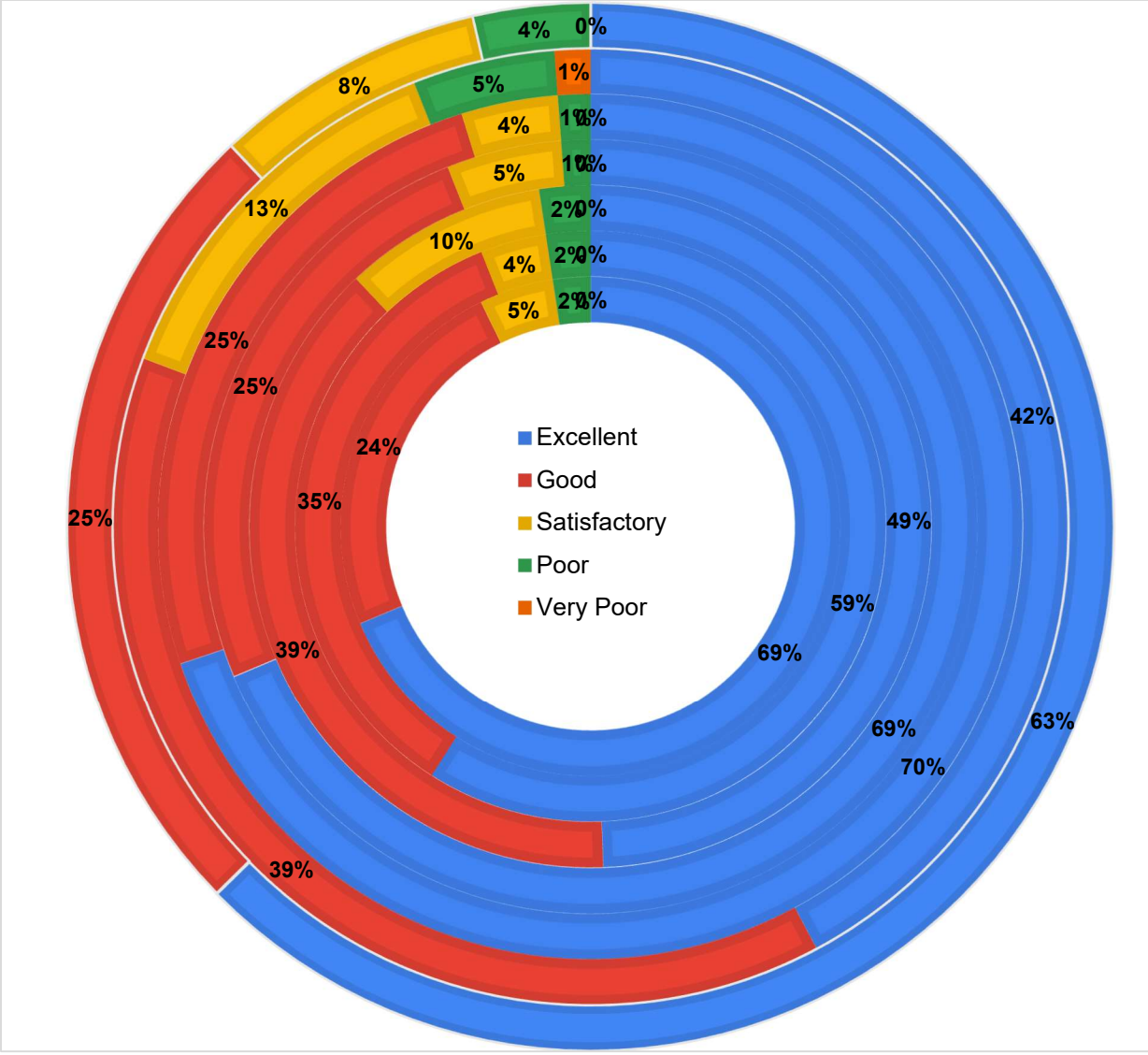


Fig 1: Percentage response to criteria 7-13 (inner to outer circle)

The criteria-wise analysis of teachers' feedback is presented here. This analysis is crucial for understanding the strengths and areas that need improvement.

- 1) **The courses/syllabi taught by me have a good balance between theory and application:** The majority of teachers (70%) find that the courses/syllabi have a good balance between theory and application, with 58 teachers rating it as excellent.
- 2) **The objectives of the syllabi are well defined:** The majority of teachers (77%) believe that the objectives of the syllabi are well defined, with 64 teachers rating it as excellent.
- 3) **The books/journals prescribed are relevant, updated, and cover the entire syllabi:** Most teachers (69%) find the prescribed books/journals relevant, updated, and covering the entire syllabi, with 57 teachers rating it as excellent.
- 4) **The course/syllabi of the subjects taught by me increased my interest, knowledge, and perspective in the subject area:** A significant number of teachers (76%) feel that the course/syllabi have increased their interest, knowledge, and perspective in the subject area, with 63 teachers rating it as excellent.
- 5) **Freedom of teaching, such as group discussions, student seminar presentations, and learners' participation:** A majority of teachers (69%) believe that the college provides them with full freedom of teaching, with 57 teachers rating it as excellent.
- 6) **Freedom to adopt new techniques/strategies for testing and assessment of students:** Most teachers (80%) feel that they have the freedom to adopt new techniques/strategies for testing and assessment, with 54 teachers rating it as excellent.
- 7) **Tests and examinations are conducted well in time with proper coverage of all units in the syllabus:** A majority of teachers (70%) believe that tests and examinations are conducted well in time with proper coverage of all units, with 57 teachers rating it as excellent.
- 8) **The prescribed books are available in the library:** While most teachers (59%) find the availability of prescribed books in the library good or excellent, there is room for improvement as 5% rated it as poor or very poor.
- 9) **The environment in the College is conducive to teaching and research:** While the majority of teachers (73%) find the environment conducive to teaching and research, there is a notable portion (12%) that rated it as poor or very poor.
- 10) **The administration is teacher-friendly:** Most teachers (73%) believe that the administration is teacher-friendly, with 57 teachers rating it as excellent.
- 11) **The college provides adequate opportunities and support for faculty members for upgrading their skills and qualifications:** The majority of teachers (72%) feel that the college provides adequate opportunities and support for upgrading their skills and qualifications, with 58 teachers rating it as excellent.

- 12) **ICT facilities in the college are adequate and satisfactory:** While a significant portion of teachers (67%) find the ICT facilities adequate and satisfactory, there is room for improvement as 14% rated it as poor or very poor.
- 13) **The classrooms are clean and well-maintained:** Most teachers (74%) believe that the classrooms are clean and well-maintained, with 52 teachers rating it as excellent.

Suggestion for improvement

Based on the feedback provided by the teachers, here are a few points for improvement.

- 1) **Enhance Availability of Prescribed Books:** Some teachers (5%) indicated that the availability of prescribed books in the library is poor or very poor. The college should focus on ensuring a sufficient stock of prescribed books in the library, addressing any gaps or outdated materials. Regular updates and acquisitions can contribute to a more resourceful environment for both faculty and students.
- 2) **Improve College Environment:** A notable portion of teachers (12%) expressed concerns about the college environment being less conducive to teaching and research. Initiatives to improve the overall atmosphere, facilities, and resources within the college can be undertaken. This may include investing in infrastructure maintenance, creating collaborative spaces, and fostering a positive and inspiring academic culture.
- 3) **Upgrade ICT Facilities:** Noticeably 14% of teachers found the ICT facilities to be inadequate or unsatisfactory. The college should consider upgrading its ICT infrastructure to meet the evolving technological needs of both faculty and students. This may involve investing in modern equipment, software, and ensuring reliable internet connectivity to support effective teaching, learning, and research.
- 4) **Address Concerns in Classroom Maintenance:** A small percentage of teachers (3%) expressed dissatisfaction with the cleanliness and maintenance of classrooms. Implementing regular cleaning schedules, maintenance checks, and addressing any reported issues promptly can contribute to a more comfortable and conducive learning environment. Involving faculty and students in maintaining the cleanliness of shared spaces can also foster a sense of ownership.
- 5) **Continuous Professional Development for Administration:** While the majority of teachers (73%) perceive the administration as teacher-friendly, there is room for improvement. Continuous professional development programs for administrative staff can help in creating a more supportive and efficient administrative environment. This may include training in effective communication, conflict resolution, and understanding the specific needs of faculty members.

Conclusion

In summary, Udai Pratap College receives positive feedback from teachers across various criteria. However, attention may be needed in areas such as the availability of prescribed books in the library, the college environment, and the adequacy of ICT facilities. Continuous improvement efforts in these areas can contribute to an even more positive teaching and learning environment.

Date: 9-10-21


IQAC Co-ordinator
Coordinator
Internal Quality Assurance Cell
Udai Pratap Autonomous College
Varanasi 221002

Udai Pratap College, Varanasi -221002

Parents' Feedback Analysis Report (Academic Session 2020-21)

Executive Summary:

The Internal Quality Assurance Cell (IQAC) conducted a comprehensive survey to collect feedback from parents. A total of 318 responses were received. The data was collected through a survey where students were asked to rate various aspects of the college on a scale of 1 (Poor) to 5 (Excellent). The aspects include admission procedure, infrastructure and lab facilities, work culture, library, sports, co-curricular and cultural activities, student counselling and guidance, use of ICT, academic discipline and examination system. The data collected from students' responses, categorized into 15 criteria/statements, has been analyzed, and this report summarizes the findings, identifies strengths, and highlights areas for improvement.

S.No.	Criteria/ Statements	Responses					Total
		Excellent	Good	Satisfactory	Poor	Very Poor	
1	Admission procedure (प्रवेश प्रक्रिया)	114	108	44	29	23	318
2	Infrastructure and lab facility. (बुनियादी ढांचा और प्रयोगशाला सुविधा)	83	106	66	42	21	318
3	Work Culture observed by you and your Ward. (आप और आपके वार्ड द्वारा महाविद्यालय की कार्य संस्कृति के बारे में अपना अनुभव)	75	113	67	41	22	318
4	Library (पुस्तकालय)	104	105	47	32	30	318
5	Other facilities (Hospital, NCC, NSS, Rovers Rangers, Outreach programme, Dairy etc.) provided by the college. (महाविद्यालय में प्रदान की जा रही अन्य सुविधाएं (हॉस्पिटल, एनसीसी, एनएसएस, रोवर्स रेंजर्स, आउटरीच प्रोग्राम, डेरी और अन्य))	93	83	63	43	36	318
6	Sports, Co-curricular and cultural activities. (स्पोर्ट्स, को-कुरिकुलर और सांस्कृतिक गतिविधियां)	76	107	63	44	28	318
7	Student counseling and guidance. (छात्रों को परामर्श और मार्गदर्शन)	107	97	56	32	26	318
8	Use of Information and communication technology in college. (महाविद्यालय में सूचना और संचार तकनीकी का प्रयोग)	106	91	59	36	26	318
9	Academic Discipline (i.e., timely conduct of lectures, practical and related activities) observed by the college. (अकादमिक अनुशासन (समय से कक्षाओं प्रैक्टिकल पुराने गतिविधियों का संचालन किया जाना))	106	105	52	30	25	318
10	Examination system adopted by the college. (महाविद्यालय की परीक्षा प्रणाली)	141	103	30	22	22	318

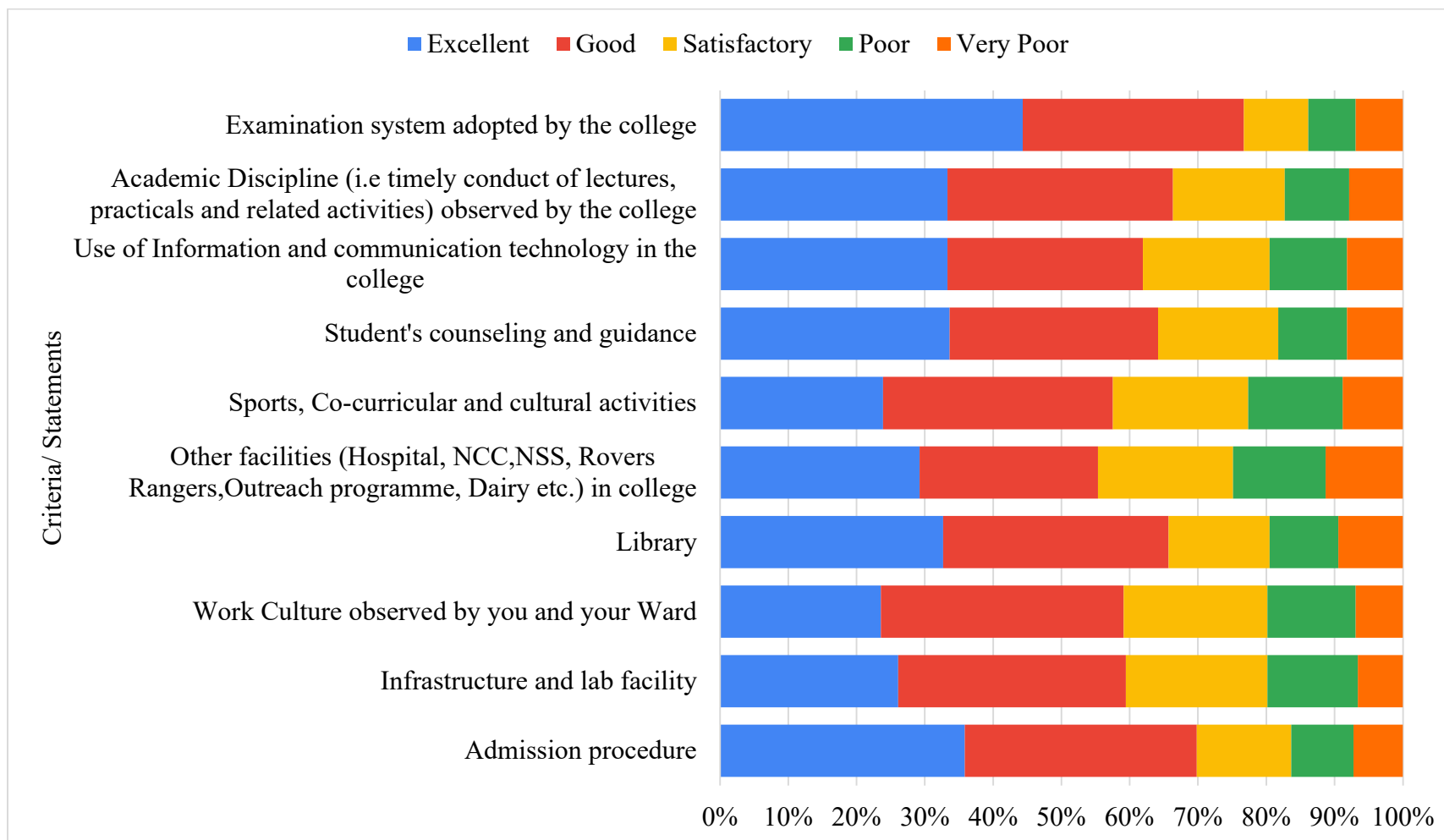


Fig 1: Criteria wise response of parents

The criteria-wise analysis of parents' feedback is presented here. This analysis is crucial for understanding the strengths and areas that need improvement.

1) Admission Procedure (प्रवेश प्रक्रिया):

Excellent and Good Ratings: $114 + 108 = 222$

Satisfactory Ratings: 44

Poor and Very Poor Ratings: $29 + 23 = 52$

Analysis: The majority of parents are satisfied with the admission procedure. However, addressing concerns from 52 respondents is important. Improving transparency and communication during the admission process can enhance satisfaction.

2) Infrastructure and Lab Facility (बुनियादी ढांचा और प्रयोगशाला सुविधा):

Excellent and Good Ratings: $83 + 106 = 189$

Satisfactory Ratings: 66

Poor and Very Poor Ratings: $42 + 21 = 63$

Analysis: While a substantial number of parents are satisfied, addressing concerns from 63 respondents is essential. Enhancing infrastructure and lab facilities will contribute to overall satisfaction.

3) Work Culture Observed by You and Your Ward (आप और आपके वार्ड द्वारा महाविद्यालय की कार्य संस्कृति के बारे में अपना अनुभव):

Excellent and Good Ratings: $75 + 113 = 188$

Satisfactory Ratings: 67

Poor and Very Poor Ratings: $41 + 22 = 63$

Analysis: Addressing concerns from 63 respondents is crucial. Efforts should be made to enhance the overall work culture, fostering a positive environment.

4) Library (पुस्तकालय):

Excellent and Good Ratings: $104 + 105 = 209$

Satisfactory Ratings: 47

Poor and Very Poor Ratings: $32 + 30 = 62$

Analysis: While the library receives positive feedback, addressing concerns from 62 respondents is important. Improving library facilities and resources can enhance satisfaction.

5) Other Facilities Provided by the College (महाविद्यालय में प्रदान की जा रही अन्य सुविधाएं):

Excellent and Good Ratings: $93 + 83 = 176$

Satisfactory Ratings: 63

Poor and Very Poor Ratings: $43 + 36 = 79$

Analysis: Addressing concerns from 79 respondents is crucial. Enhancing other facilities like healthcare, outreach programs, and more can contribute to overall satisfaction.

6) Sports, Co-curricular, and Cultural Activities (स्पोर्ट्स, को-करिकुलर और सांस्कृतिक गतिविधियां):

Excellent and Good Ratings: $76 + 107 = 183$

Satisfactory Ratings: 63

Poor and Very Poor Ratings: $44 + 28 = 72$

Analysis: While the majority appreciate these activities, addressing concerns from 72 respondents is vital. Expanding and promoting these activities may enhance satisfaction.

7) Student Counseling and Guidance (छात्रों को परामर्श और मार्गदर्शन):

Excellent and Good Ratings: $107 + 97 = 204$

Satisfactory Ratings: 56

Poor and Very Poor Ratings: $32 + 26 = 58$

Analysis: While counseling and guidance receive positive feedback, addressing concerns from 58 respondents is crucial. Enhancing support services can contribute to overall satisfaction.

8) Use of Information and Communication Technology in College (महाविद्यालय में सूचना और संचार तकनीकी का प्रयोग):

Excellent and Good Ratings: $106 + 91 = 197$

Satisfactory Ratings: 59

Poor and Very Poor Ratings: $36 + 26 = 62$

Analysis: While technology use is generally positive, addressing concerns from 62 respondents is important. Enhancing technology infrastructure and training can contribute to satisfaction.

9) Academic Discipline (अकादमिक अनुशासन):

Excellent and Good Ratings: $106 + 105 = 211$

Satisfactory Ratings: 52

Poor and Very Poor Ratings: $30 + 25 = 55$

Analysis: While academic discipline is appreciated, addressing concerns from 55 respondents is vital. Ensuring timely conduct of lectures and related activities is essential.

10) Examination System Adopted by the College (महाविद्यालय की परीक्षा प्रणाली):

Excellent and Good Ratings: $141 + 103 = 244$

Satisfactory Ratings: 30

Poor and Very Poor Ratings: $22 + 22 = 44$

Analysis: The examination system receives positive feedback. However, addressing concerns from 44 respondents is essential. Continuous improvement and transparency in the examination system are recommended.

This analysis provides actionable insights for the college to focus on areas that need improvement and build upon strengths. Continuous efforts in addressing concerns and enhancing various aspects will contribute to the overall satisfaction and positive perception of Udai Pratap College among parents.

Date: 9-10-21


IQAC Co-coordinator
Coordinator
Internal Quality Assurance Cell
Udai Pratap Autonomous College
Varanasi-221002