

# Udai Pratap Autonomous College, Varanasi



## 1.4 Feedback Analysis Report

Session: 2021-22

# Feedback Analysis Report 2021-22

## Index

<b>S/N</b>	<b>Name of Event</b>	<b>Page No.</b>
<b>1.</b>	<b>Students' Feedback Analysis Report</b>	<b>3</b>
<b>2.</b>	<b>Teachers' Feedback Analysis Report</b>	<b>7</b>
<b>3.</b>	<b>Parents' Feedback Analysis Report – 2018-19</b>	<b>11</b>

# Udai Pratap College, Varanasi -221002

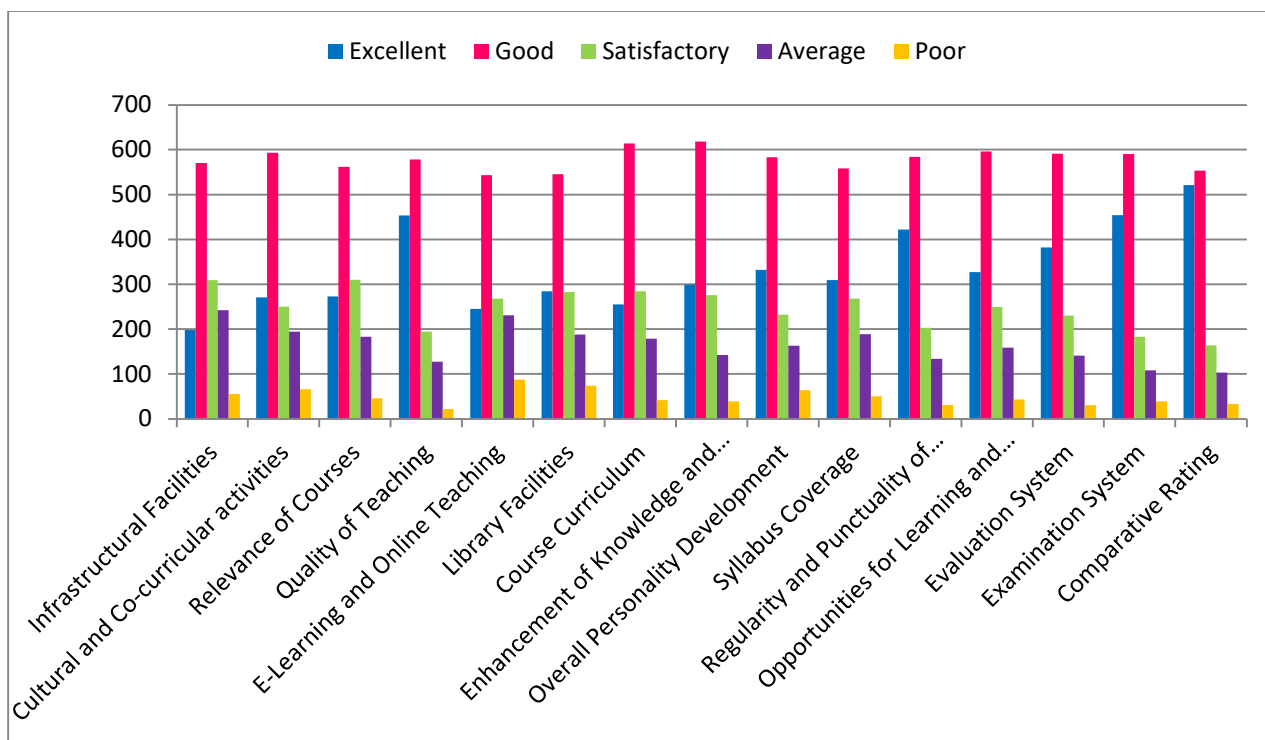
## Students' Feedback Analysis Report (Academic Session 2021-22)

Prepared by the Internal Quality Assurance Cell (IQAC)

### Executive Summary:

The Internal Quality Assurance Cell (IQAC) conducted a comprehensive survey to collect feedback from students. A total of 1,374 responses were received. The Students' Feedback Analysis Report for the academic session 2021-22 at Udai Pratap College, Varanasi, presents an overview of students' opinions on various aspects of their educational experience. The data collected from students' responses, categorized into 15 criteria/statements, has been analyzed, and this report summarizes the findings, identifies strengths, and highlights areas for improvement.

S. No.	Criteria/ Statements	Responses					
		Excellent	Good	Satisfactory	Average	Poor	Total
1	Infrastructural Facilities	198	570	309	242	55	1374
2	Cultural and Co-curricular activities	271	593	250	194	66	1374
3	Relevance of Courses	273	562	310	183	46	1374
4	Quality of Teaching	453	578	194	127	22	1374
5	E-Learning and Online Teaching	245	543	268	231	87	1374
6	Library Facilities	284	545	283	188	74	1374
7	Course Curriculum	255	614	284	179	42	1374
8	Enhancement of Knowledge and Skills	299	618	276	142	39	1374
9	Overall Personality Development	332	583	232	163	64	1374
10	Syllabus Coverage	309	558	268	189	50	1374
11	Regularity and Punctuality of Teachers	422	584	203	134	31	1374
12	Opportunities for Learning and Growth	327	596	249	159	43	1374
13	Evaluation System	382	591	230	141	30	1374
14	Examination System	454	590	183	108	39	1374
15	Comparative Rating	521	553	164	103	33	1374



### Key Findings:

- 1) **Infrastructural Facilities:** The majority of students (55.3%) rated the infrastructural facilities as "Good" or better, indicating overall satisfaction with the college's physical resources. However, addressing concerns raised by 17.7% of students who rated it as "Poor" should be a priority.
- 2) **Cultural and Co-curricular Activities:** A significant portion of students (43.1%) found the cultural and co-curricular activities to be satisfactory, but there is room for improvement, as 9.1% rated it as "Poor." Enhancing the variety and participation in such activities may enhance student engagement.
- 3) **Relevance of Courses:** While 46.8% of students considered the courses relevant, there is scope for improvement in updating course content and aligning it with current trends, as 13.2% rated it as "Poor."
- 4) **Quality of Teaching:** The quality of teaching received positive feedback, with 33% of students rating it as "Excellent." However, addressing the 1.6% who rated it as "Poor" should be a concern.
- 5) **E-Learning and Online Teaching:** E-learning and online teaching received mixed feedback, with 21.7% rating it as "Poor." Improvements in digital resources and teaching methodologies are needed to meet students' expectations.
- 6) **Library Facilities:** Library facilities were rated positively by 33.8% of students, but 14.6% found them "Poor." Ensuring better resources and accessibility can enhance satisfaction.

- 7) **Course Curriculum:** A notable portion (44.6%) considered the course curriculum to be "Good," with potential for further improvement.
- 8) **Enhancement of Knowledge and Skills:** Many students (45%) felt that the courses enhanced their knowledge and skills. Efforts should be made to further enhance this aspect.
- 9) **Overall Personality Development:** A significant number of students (48.1%) believed that teachers contributed to their overall personality development. This is a positive aspect that should be maintained.
- 10) **Syllabus Coverage:** Approximately 47.8% of students were satisfied with the syllabus coverage. Consistency in syllabus coverage across courses should be ensured.
- 11) **Regularity and Punctuality of Teachers:** A majority of students (49.3%) commended the regularity and punctuality of teachers, indicating a strong teaching ethic.
- 12) **Opportunities for Learning and Growth:** Many students (43.3%) agreed that they were provided opportunities for learning and growth. Encouraging experiential learning and skill development can further enhance this.
- 13) **Evaluation System:** A substantial percentage (43%) expressed satisfaction with the evaluation system, while 2.2% rated it as "Poor." Transparency and fairness in evaluations should be emphasized.
- 14) **Examination System:** The examination system received positive feedback, with 33.1% rating it as "Excellent." Continual assessment and improvement of examination processes are recommended.
- 15) **Comparative Rating:** A majority of students (37.9%) rated the college as better than other colleges in the city, indicating a sense of pride in their institution.

**Here is a summary of the specific suggestions provided by the students in their feedback:**

- 1) **Practical Classes Improvement:** There is a call for improvement in practical classes, likely referring to the quality of equipment, resources, and the overall practical learning experience. There are requests for better maintenance and availability of practical equipment.
- 2) **Library Enhancement:** Students want improvements in the college library, including access to more books and possibly extended library hours. Students have expressed a need for agricultural magazines in the college to support their studies and interests.
- 3) **Exam System and Timing:** Concerns have been raised about the exam system, including the pace of teaching towards the end of the semester and the need for better exam administration.

- 4) **Infrastructure Improvement:** Students call for improved infrastructure, including advanced technology, well-maintained classrooms, and modern lab facilities. There's a desire for better e-learning infrastructure.
- 5) **Maintenance:** There are concerns about cleanliness and maintenance, including the need for clean classrooms and washrooms, and improving classroom lighting and facilities
- 6) **Online Learning:** Suggestions include improving the online teaching process, offering more online learning materials, and providing a reliable Wi-Fi connection.
- 7) **Short-term Courses:** Some students suggest introducing short-term courses to enhance their future prospects.
- 8) **Result Announcement:** Students want timely announcements of semester result.
- 9) **Security and Safety:** Concerns are raised about security on campus, particularly, the hooliganism created by hostel boys. Some students suggest having a police station on campus for security. Students suggest stricter disciplinary measures against miscreants.
- 10) **Placement Opportunities:** Students have expressed a need for improved placement opportunities.
- 11) **Lunch Breaks & Canteen Facility:** Many students have suggested providing breaks for lunch and improvement in the canteen facility.

**Conclusion:**

The feedback analysis provides valuable insights into various aspects of Udai Pratap College's performance during the academic session 2021-22. While there are notable strengths to be proud of, there are also areas that require focused attention and improvement. The college should use this feedback to enhance the overall educational experience for its students and continue its journey towards academic excellence.

Date: 30-7-2022

  
IQAC Co-coordinator  
**Coordinator**  
Internal Quality Assurance Cell  
Udai Pratap Autonomous College  
Varanasi-221002

\*\*\*\*\*

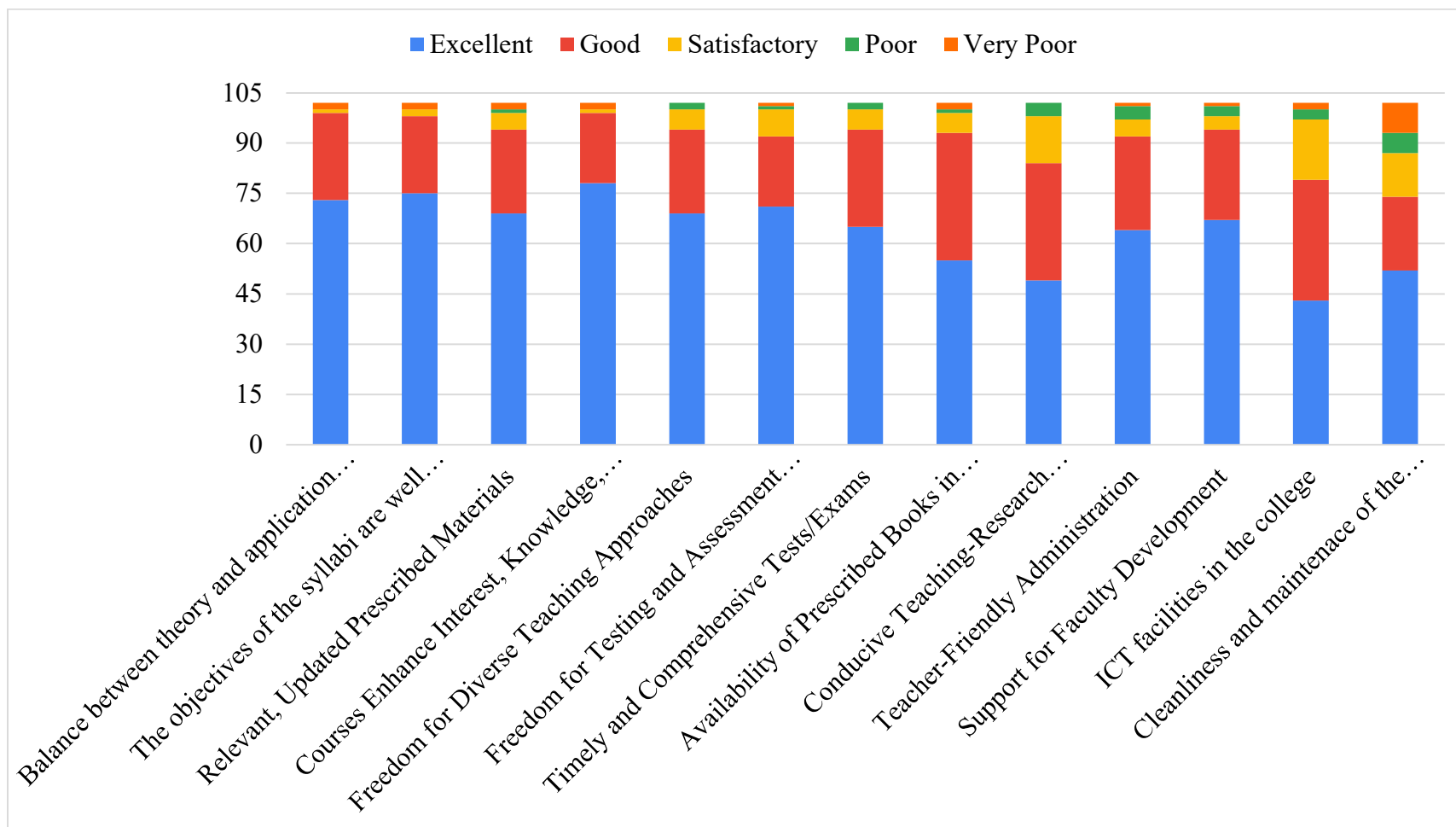
# Udai Pratap College, Varanasi -221002

## Teachers' Feedback Analysis Report (Academic Session 2021-22)

### Introduction:

This report presents a detailed analysis of the feedback provided by faculty members at Udai Pratap College, Varanasi. The data was collected through a survey that aimed to evaluate various aspects related to teaching, resources, administrative support, and overall work environment. This feedback analysis report is based on the responses from 102 faculty members on 13 various aspects related to teaching, curriculum, facilities, and overall working conditions for the faculty.

S. No	Criteria	Excellent	Good	Satisfactory	Poor	Very Poor	Total
1	The courses / syllabi taught by me have a good balance between theory and application.	73	26	1	0	2	102
2	The objectives of the syllabi are well defined	75	23	2	0	2	102
3	The books/journals etc. prescribed are relevant, updated and cover the entire syllabi	69	25	5	1	2	102
4	The course / syllabi of the subjects taught by me increased my interest, knowledge, and perspective in the subject area	78	21	1	0	2	102
5	The college has given me full freedom of teaching such as group discussions, student seminar presentations and learners' participation	69	25	6	2	0	102
6	I have the freedom to adopt new techniques / strategies of testing and assessment of students	71	21	8	1	1	102
7	Tests and examinations are conducted well in time with proper coverage of all units in the syllabus	65	29	6	2	0	102
8	The prescribed books are available in the library	55	38	6	1	2	102
9	The environment in the College is conducive to teaching and research	49	35	14	4	0	102
10	The administration is teacher friendly	64	28	5	4	1	102
11	The college provides adequate opportunities and support (Orientation, Refresher and FDP) to faculty members for upgrading their skills and qualifications	67	27	4	3	1	102
12	ICT facilities in the college are adequate and satisfactory	43	36	18	3	2	102
13	The classrooms are clean and well maintained	52	22	13	6	9	102





## **Key Observations:**

The Teachers' Feedback Analysis for Udai Pratap College, Varanasi, reveals positive sentiments in various aspects of teaching and working conditions. In terms of the balance between theory and application in the courses, an impressive 71.6% of faculty members rated it as excellent, indicating a strong appreciation for the curriculum's practical relevance. Similarly, 73.5% of respondents found the objectives of the syllabi well defined, showcasing a clear alignment with the educational goals. The relevance and currency of prescribed books and journals received favorable feedback, with 67.6% of teachers rating it as excellent or good.

Furthermore, a significant 76.5% of faculty members noted that the courses they teach enhanced their interest, knowledge, and perspective in the subject area, suggesting a positive impact on professional development. The college's commitment to fostering a dynamic teaching environment is evident, with 67.6% expressing satisfaction in the freedom to employ various teaching methods and assess students using innovative techniques.

In terms of administrative support, a notable 63.7% of teachers found the administration to be teacher-friendly, reflecting a positive working relationship. Additionally, the college's commitment to faculty development is highlighted by the fact that 66.7% of respondents acknowledged the provision of adequate opportunities and support for upgrading skills and qualifications.

While the overall feedback is positive, there are areas for improvement. The availability of prescribed books in the library, with 55.9% rating it as excellent, suggests room for enhancement. Similarly, ICT facilities received mixed feedback, with 43.1% expressing satisfaction. Clean and well-maintained classrooms, although positively perceived by 50.8%, indicate potential areas for improvement.

Faculty members generally expressed high satisfaction with the balance between theory and application, well-defined syllabi objectives, and the relevance of prescribed materials. The college's administration is perceived as teacher-friendly, but there are areas for improvement, especially in the availability of prescribed books in the library and the adequacy of ICT facilities. Opportunities for faculty development and a conducive environment for teaching and research received positive feedback.

## **Recommendations:**

- 1) Enhance the availability of prescribed books in the library to support faculty and student needs.
- 2) Address concerns related to ICT facilities to ensure a technologically advanced learning environment.

- 3) Continue to foster a teacher-friendly administration and provide ample opportunities for faculty development.
- 4) Regular cleaning of classrooms and laboratories should be done.

This report serves as a valuable tool for the College to identify strengths and areas for improvement in supporting its teaching faculty and maintaining a high standard of academic excellence.

**Conclusion:**

In conclusion, Udai Pratap College excels in several aspects, as indicated by the high percentages of positive responses. The constructive feedback provides valuable insights for continuous improvement, ensuring an even more conducive and enriching environment for both faculty and students in the future.

Date: 30-07-2022

  
IQAC Co-coordinator  
**Coordinator**  
Internal Quality Assurance Cell  
Udai Pratap Autonomous College  
Varanasi-221002

\*\*\*\*\*

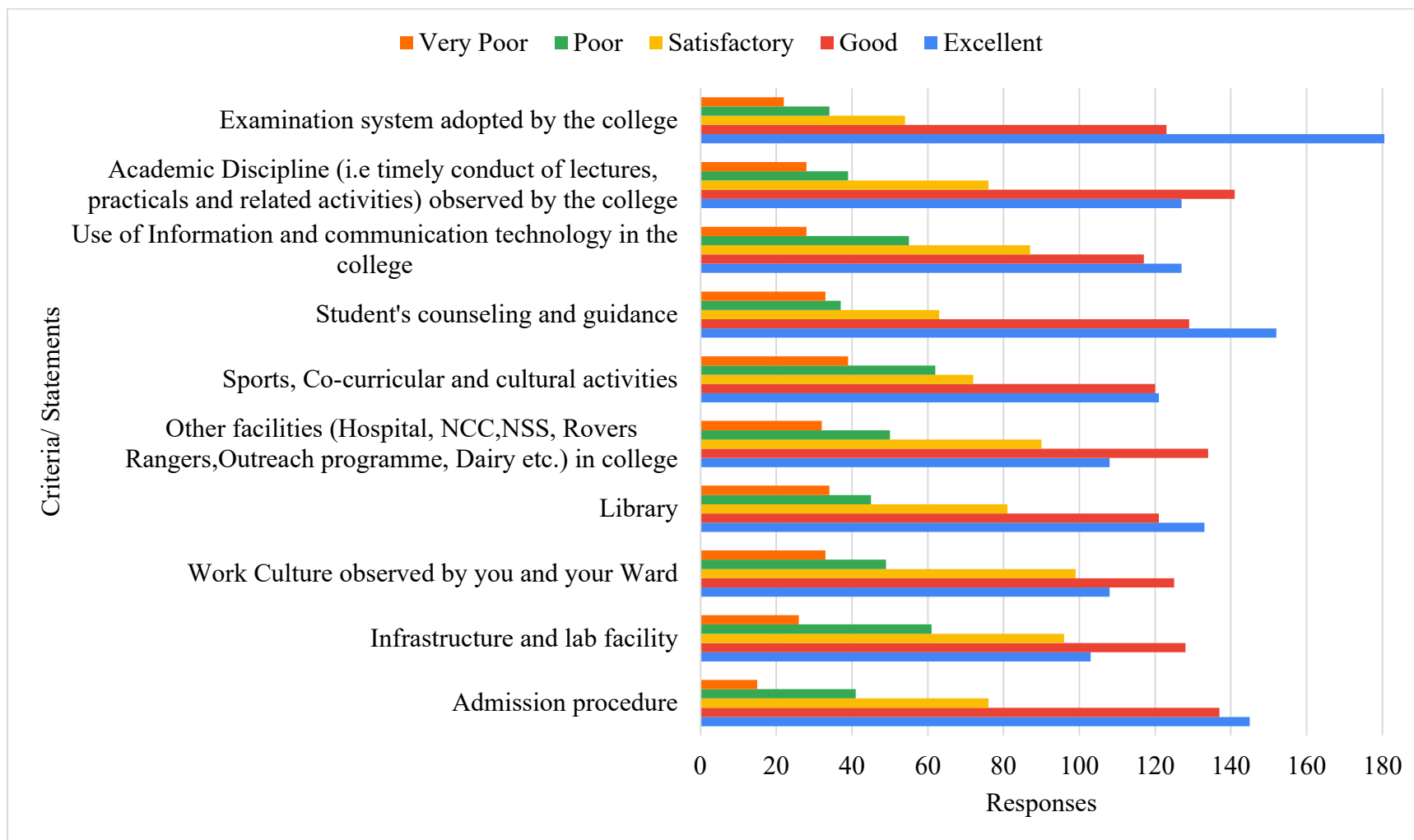
# Udai Pratap College, Varanasi -221002

## Parents' Feedback Analysis Report (Academic Session 2021-22)

### Executive Summary:

The Internal Quality Assurance Cell (IQAC) collected feedback from parents. The data, gathered across various criteria, aims to assess the overall satisfaction levels and areas that may require attention for improvement. With a total of 414 responses, this report provides a comprehensive understanding of the perceptions and experiences of parents regarding different aspects of the college. The data collected from parents' responses, categorized into 10 criteria/statements, has been analyzed, and this report summarizes the findings, identifies strengths, and highlights areas for improvement.

S. No.	Criteria/ Statements	Responses					Total
		Excellent	Good	Satisfactory	Poor	Very Poor	
1	Admission procedure (प्रवेश प्रक्रिया)	145	137	76	41	15	414
2	Infrastructure and lab facility. (बुनियादी ढांचा और प्रयोगशाला सुविधा)	103	128	96	61	26	414
3	Work Culture observed by you and your Ward. (आप और आपके वार्ड द्वारा महाविद्यालय की कार्य संस्कृति के बारे में अपना अनुभव)	108	125	99	49	33	414
4	Library (पुस्तकालय)	133	121	81	45	34	414
5	Other facilities (Hospital, NCC, NSS, Rovers Rangers, Outreach programme, Dairy etc.) provided by the college. (महाविद्यालय में प्रदान की जा रही अन्य सुविधाएं (हॉस्पिटल, एनसीसी, एनएसएस, रोवर्स रेंजर्स, आउटरीच प्रोग्राम, डेरी और अन्य))	108	134	90	50	32	414
6	Sports, Co-curricular and cultural activities. (स्पोर्ट्स, को-करिकुलर और सांस्कृतिक गतिविधियां)	121	120	72	62	39	414
7	Student counseling and guidance. (छात्रों को परामर्श और मार्गदर्शन)	152	129	63	37	33	414
8	Use of Information and communication technology in college. (महाविद्यालय में सूचना और संचार तकनीकी का प्रयोग)	127	117	87	55	28	414
9	Academic Discipline (i.e., timely conduct of lectures, practical and related activities) observed by the college. (अकादमिक अनुशासन (समय से कक्षाओं प्रैक्टिकल पुराने गतिविधियों का संचालन किया जाना))	127	141	76	39	28	411
10	Examination system adopted by the college. (महाविद्यालय की परीक्षा प्रणाली)	181	123	54	34	22	414



## Key Findings:

- 1) **Admission Procedure:** The admission procedure received varied feedback, with 35% rating it as excellent, 33% as good, and 19% as satisfactory. There is room for improvement, as 15% expressed concerns, primarily in the poor and very poor categories.
- 2) **Infrastructure and Lab Facility:** While a significant portion (25%) rated infrastructure and lab facilities as excellent, concerns were raised by 20%, indicating areas that may need enhancement.
- 3) **Work Culture Observed:** Parents provided mixed feedback on the observed work culture, with 26% rating it as excellent, 30% as good, and 24% as satisfactory. However, 16% expressed concerns in the poor and very poor categories.
- 4) **Library:** The library received positive feedback, with 32% rating it as excellent and 29% as good. However, 19% expressed concerns, indicating the need for improvement in this area.
- 5) **Other Facilities Provided:** Other facilities received diverse feedback, with 26% rating them as excellent and 32% as good. However, 19% expressed concerns, suggesting areas for enhancement.
- 6) **Sports, Co-curricular, and Cultural Activities:** While 29% rated these activities as excellent, 29% as good, and 17% as satisfactory, concerns were raised by 22%, indicating the need for improvements.
- 7) **Student Counseling and Guidance:** Parents overwhelmingly appreciated student counseling and guidance, with 37% rating it as excellent and 31% as good. However, concerns were raised by 16%.
- 8) **Use of Information and Communication Technology:** Feedback on the use of technology was balanced, with 31% rating it as excellent and 28% as good. However, 18% expressed concerns, suggesting potential areas for improvement.
- 9) **Academic Discipline:** Academic discipline was generally well-received, with 31% rating it as excellent and 34% as good. However, 16% expressed concerns, particularly in the poor and very poor categories.
- 10) **Examination System:** The examination system received positive feedback, with 44% rating it as excellent and 30% as good. Only 13% expressed concerns, indicating overall satisfaction.

## Recommendations

- 1) **Enhance Infrastructure and Lab Facilities:** Invest in improving infrastructure and lab facilities based on the feedback from 20% of parents who expressed concerns in these areas.

- 2) **Library Improvement:** Address concerns about the library raised by 19% of parents, considering measures to enhance resources and accessibility.
- 3) **Comprehensive Improvement in Other Facilities:** Undertake a comprehensive review of other facilities to address concerns raised by 19% of parents and enhance the overall experience.
- 4) **Optimize Sports and Co-curricular Activities:** Optimize sports, co-curricular, and cultural activities based on the feedback from 22% of parents who expressed concerns, ensuring a well-rounded experience.
- 5) **Technology Integration and Training:** Enhance technology integration and provide training opportunities for faculty to address concerns raised by 18% of parents.

These recommendations aim to contribute to the continuous improvement of Udai Pratap College, Varanasi, fostering a positive and enriching educational environment based on valuable parental feedback. Regular assessments and transparent communication channels will be essential in implementing and evaluating these recommendations effectively.

Date: 30-07-2022

  
IQAC Co-coordinator  
Coordinator  
Internal Quality Assurance Cell  
Udai Pratap Autonomous College  
Varanasi-221002

\*\*\*\*\*